

# FTS

---





# Topics for discussion

- ✓ **What is FTS?**
- ✓ **Key facts, data sources, stakeholders**
- ✓ **Key challenges**
- ✓ **Standard reports and special FTS features**



# What is FTS ?

- ✓ Tool to improve coordination, resource allocation decisions, and advocacy
- ✓ Real-time snapshot of humanitarian contributions to natural disasters and complex emergencies, including all Consolidated and Flash Appeals) and contributions outside appeals (bilateral, Red Cross/Red Crescent, etc.)

The screenshot shows the FTS website interface. At the top, there is a navigation bar with the FTS logo, the text "Financial Tracking Service", and the tagline "Tracking Global Humanitarian Aid Flows". To the right of the logo are links for "About FTS", "Help", "Contact", and "Feedback". A "Bookmark FTS" icon is also present. Below the navigation bar is a menu with tabs for "HOME", "APPEAL FUNDING", "COUNTRIES", "GLOBAL OVERVIEW", "CUSTOM SEARCH", "REPORTING", and "APPEAL DOCUMENTS".

### Funding Status of Latest Appeals

Emergency/Region	Total Funding	Unmet Requirements	% Covered
2012+ Kenya Emergency Humanitarian Response Plan	\$795,005,122	\$424,060,369	53%
Afghanistan 2012	\$448,278,798	\$177,437,441	40%
Burkina Faso 2012	\$126,062,151	\$70,045,543	56%
Central African Republic 2012	\$124,066,651	\$73,749,538	59%
Chad 2012	\$572,057,578	\$342,059,900	60%
Cote d'Ivoire 2012	\$160,691,683	\$91,631,318	57%
Democratic Republic of the Congo 2012	\$791,331,026	\$403,443,240	51%
Djibouti Appeal 2012	\$79,310,556	\$32,353,570	41%
El Salvador Flash Appeal (October 2011 - April 2012)	\$14,781,209	\$5,981,608	40%
Haiti 2012	\$128,058,239	\$52,527,482	41%
Lesotho Food Insecurity (September 2012 - March 2013)	\$38,458,738	\$8,224,505	21%

**OVERVIEW OF 2012 APPEALS** (as of 05 Oct 2012)

Requirements: \$8.83 billion  
Funding: \$4.60 billion  
% covered: 52%  
Unmet requirements: \$4.23 billion

[Click here for full details >>](#)

**TOP 5 UNDERFUNDED APPEALS IN 2012** (as of 05 Oct 2012)

- » Lesotho Food Insecurity (September 2012 - March 2013) (21%)
- » Liberia 2012 (38%)
- » Afghanistan 2012 (40%)
- » Haiti 2012 (41%)
- » Djibouti Appeal 2012 (41%)

**TOP 5 DONORS TO HUMANITARIAN APPEALS IN 2012** (as of 05 Oct 2012)

- » United States
- » European Commission
- » Sweden

**Features**

- » Funding Status of All Appeals
- » Appeals & Funding per Country
- » Global Overview Tables
- » Custom Search
- » Report a Contribution
- » Appeal Documents
- » Pooled Funds (CERF, CHF, ERFs) **NEW**
- » Funding Details per Donor
- » Quick search by Donor and Destination Country
- » Natural Disasters
- » Funding trends
- » Sahel Food Crisis - Funding Summary **NEW**
- » FTS Tips **NEW**

**Humanitarian financing documents >>**



# What does FTS allow you to do?

- ✓ Monitor funding status of any appeal
- ✓ Monitor humanitarian funding outside the appeal
- ✓ Create quick donor profiles
- ✓ Analyze funding trends



# How can FTS help you?

- ✓ **Save time**
- ✓ **Provide information for advocacy**
- ✓ **Facilitate resource allocation decisions**



# Who uses the information?

- ✓ **Humanitarian community:** Donors, HCs and Humanitarian Country Teams, field and global clusters, operational agencies, host country governments.
- ✓ **Media:** FTS figures are frequently quoted.
- ✓ **Academic community:** Researchers, academics, think tanks, policy institutes.



This is

**OCHA**   
OCHA

United Nations Office for the Coordination of Humanitarian Affairs

**OCHA:**  
**Official policy**  
**to use FTS**  
**figures for all**  
**information**  
**products.**



# Person of the Year

# TIME

Facebook's  
Mark  
Zuckerberg  
THE CONNECTOR

## 8 | HAITI

### A Year of Tragedy

The Jan. 12 earthquake that rocked Port-au-Prince may not have been the highest-magnitude tremor in recent memory, but it certainly seemed the most cataclysmic. Buildings across much of the city and its suburbs were reduced to rubble, and some 230,000 people died, with hundreds of thousands more injured. Over a million people became homeless, many remaining stuck in ramshackle tent cities as the year drew to a close. The international response was initially swift, but the damage

**The Aid Gap**  
In the three months after Haiti's earthquake, donors gave an unprecedented amount of aid. In the same period following the Pakistani floods, money trickled in.

SOURCE: U.N. OCHA'S FINANCIAL TRACKING SERVICE  
\*BASED ON REPORTS PROVIDED BY DONORS AND RECIPIENT ORGANIZATIONS



*A survivor of the catastrophic earthquake mourns in Port-au-Prince*

SOURCE: U.N. OCHA'S FINANCIAL TRACKING SERVICE  
\*BASED ON REPORTS PROVIDED BY DONORS AND RECIPIENT ORGANIZATIONS





Search

ON AIR NOW



Happening Now  
Jon Scott and Jenna Lee

Fair & Balanced

FULL COVERAGE

Candidate Tracker • On the Job Hunt

WATCH LIVE

White House Press Briefing • House:

Home Video Politics U.S. Opinion Entertainment SciTech Health Travel

# Oil-Rich Nations Fall Far Short in Haiti Donations

Published January 21, 2010 / FoxNews.com



Jan. 19: Earthquake survivors wait in line for disaster relief supplies at a distribution point in Port-au-Prince.

Email

Share

Like

Tweet

Share

What do Alyssa Milano, Sandra Bullock, Lance Armstrong, Gisele Bundchen, the country of Senegal and — very possibly — you have in common?

All — including you — have donated more funds to the Haitian relief effort than oil-rich nations like Saudi Arabia and Iran.

That's right ... if you personally have donated money to help the earthquake-stricken people of Haiti, then you have contributed more money than the governments of Saudi Arabia and Iran, whose combined dollar donation is a big fat zero.

As Haiti slowly recovers from last week's earthquake, more than \$507 million has been donated by countries, individuals and organizations to the devastated nation, according to United Nations documents.

But the goodwill has been far from balanced. India, which has one of the world's largest gross domestic products, has donated \$1 million. These are matched or eclipsed by much smaller economies like the Czech Republic (\$1.1 million), Botswana (\$1.1 million) and Senegal (\$1 million).

And those donations have been matched or topped by individuals like Bill Gates, Angelina Jolie and Brad Pitt.


The United States leads the way among developed nations with \$114.5 million donated as of Wednesday, according to the U.N. That's more than 28 percent of the \$397 million donated to rebuild the impoverished Caribbean nation. The United Kingdom and France are next with more than \$30.9 million and \$16.8 million donated, respectively. Australia (\$13.4 million) and Italy (\$8.7 million) round out the top five donating countries.

Another \$1 billion-plus has been pledged from other nations.

[Click here to see how much the world has given.](#)

## RELATED STORIES

- Haiti at Risk for Another Big Aftershock, Experts Say
- Man Says iPhone Application Helped Him Treat Wounds in Haiti, Saved Life
- Top Priority Is to Rescue Haitian Orphans From Streets, Doctor Says
- Donations Are Soaring While Haiti's Problems Are Mounting
- American Deaths in Haiti Rise to 26
- Haiti Earthquake Aftermath: How to Help



## NEWS LATIN AMERICA &amp; CARIBBEAN

Home | UK | Africa | Asia | Europe | Latin America | Mid-East | US &amp; Canada | Business | Health

12 January 2011 Last updated at 00:30 GMT

95 Share

## Haiti earthquake: One year on

Haiti's struggle | Clearing the rubble | In graphics | Big picture | Aid worker

The 7.0 earthquake that struck Haiti on 12 January 2010, killed more than 250,000 people and affected almost four million.

The humanitarian response and reconstruction programme has been an exceptional challenge. Already made difficult by the destruction of government institutions and widespread poverty, it was further complicated by an outbreak of cholera in October and a prolonged period of political instability following the November 2010 elections.

Critics have attacked the lack of progress made by the Haitian state and the international community in the country's reconstruction. So, how much money has been raised in the last 12 months, how much has been spent and what has actually been achieved so far?

## Funding

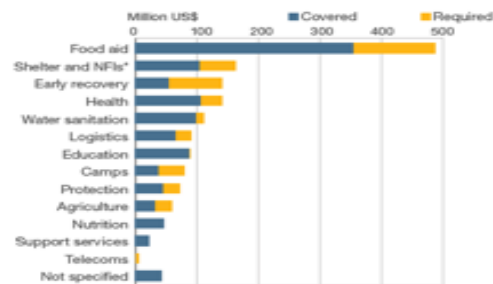
By December, donors had provided just over \$1bn of the \$1.5bn required for quake relief and recovery, the **UN Organisation for the Coordination of Humanitarian Affairs** (OCHA) has said.

## Funding

By December, donors had provided just over \$1bn of the \$1.5bn required for quake relief and recovery, the **UN Organisation for the Coordination of Humanitarian Affairs** (OCHA) has said.

This has meant many areas have been under funded.

Humanitarian appeal funding by area 2010



\*Non-food items

Source: OCHA

## Rebuilding Haiti

## The rubble problem

## An aid worker's view

## In pictures: Aid effort

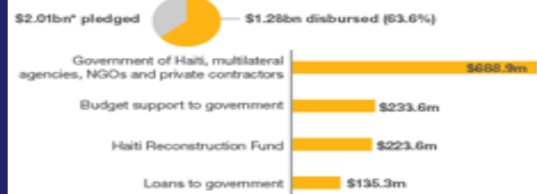
## Lost generation

In 2011, the UN has said it will be seeking an additional \$906m to help Haiti. This funding will include cash to deal with the cholera outbreak.

In addition to the humanitarian appeal funds, at a conference in New York in March last year, international donors pledged \$2.01bn for the country's long-term recovery.

However, just \$1.28bn - or 63.6% - was disbursed by the end of December, according to the **Office of the UN Special Envoy to Haiti**, former US President Bill Clinton.

Haiti recovery pledges 2010

\*Not including debt relief pledges of \$1.07bn  
Source: UN Office of the Special Envoy for Haiti

Of the \$4.46bn pledged for both 2010 and 2011 combined, just 28.7% has been disbursed, Bill Clinton's office says.



**Save the Children**

**“Funding for education in humanitarian emergencies has improved in real terms and reached a high of US\$359m in 2010. However, in 2010, education received only 2.3% of all humanitarian funding.” (source FTS)**

**From: Making it happen: Financing education in countries affected by conflict and emergencies**

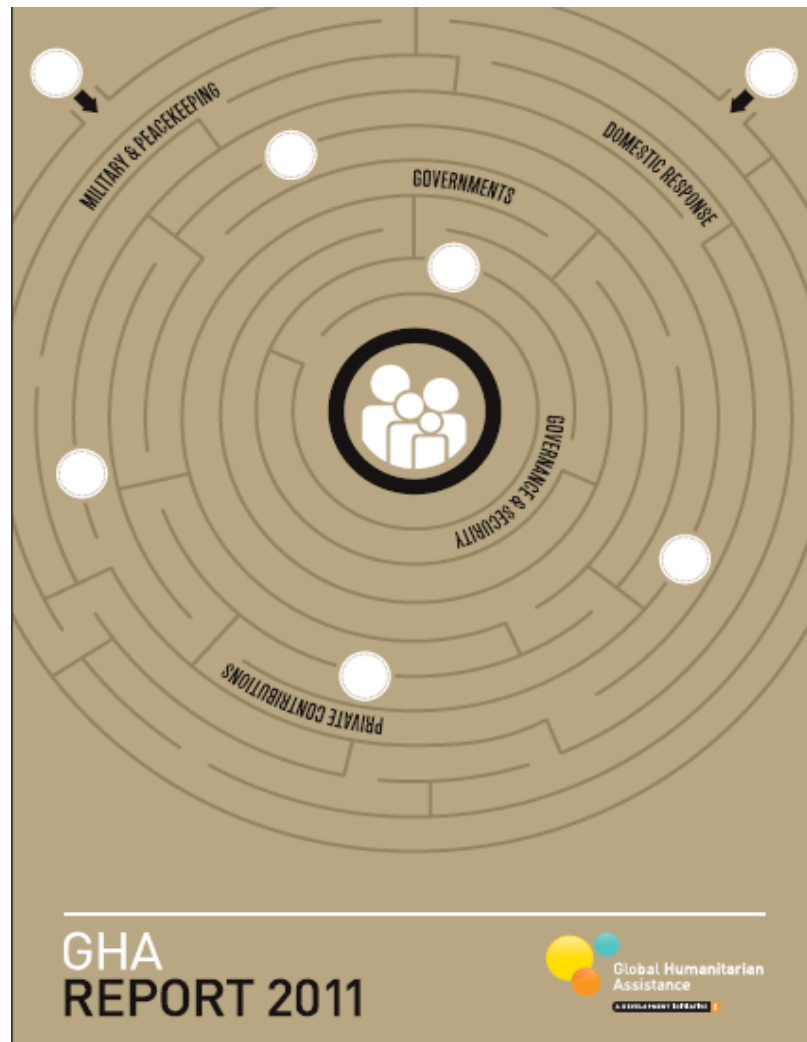


**A study of humanitarian financing for older people and people with disabilities, 2010–2011**

**“The primary tool for collecting data was the Financial Tracking Service (FTS) managed by the UN Office for the Coordination of Humanitarian Affairs (UNOCHA).”**

**OXFAM ISSUE BRIEFING JULY 2012  
YOU HAVE BEEN WARNED  
One year on from UN declaration of famine,  
Somalia faces worsening food crisis**

**“See UN OCHA Financial Tracking Service (accessed 13 July 2012)”**



## EXECUTIVE SUMMARY

# HRI THE HUMANITARIAN RESPONSE INDEX

ADDRESSING THE GENDER CHALLENGE





**How many  
contributions are  
recorded each year?**





**Average**  
**10,000**  
**records a year!**  
**(2006-2011)**

# Where does the information come from?

Donor missions,  
field offices and  
ministries

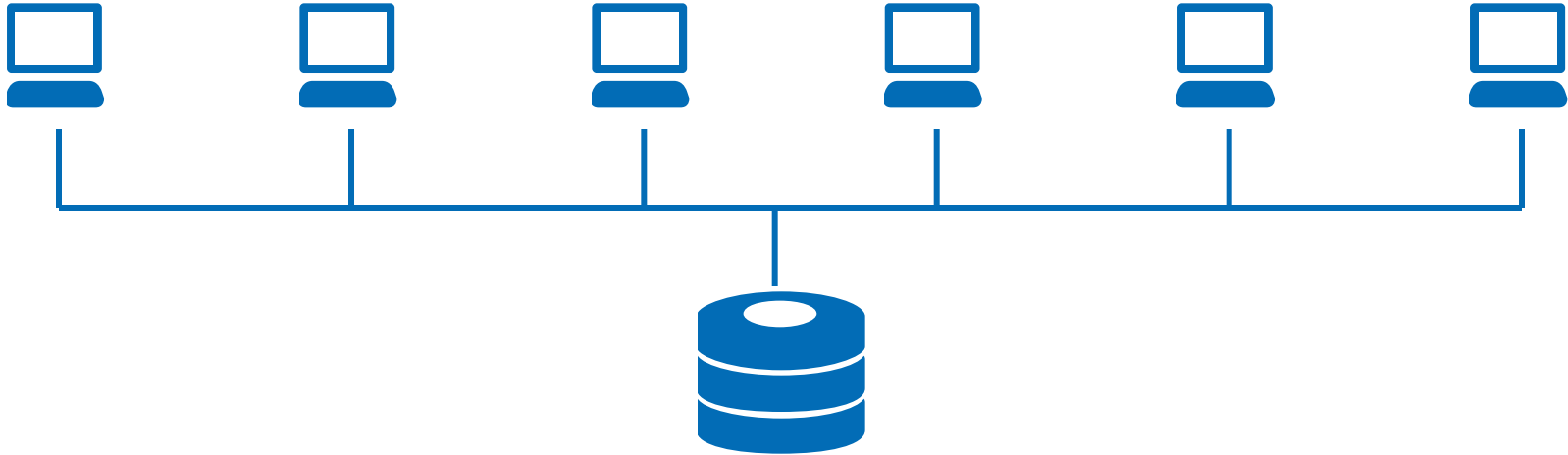
ECHO's  
EDRIS system

UN Agency  
headquarters

CERF Secretariat  
and pooled fund  
managers in the  
field

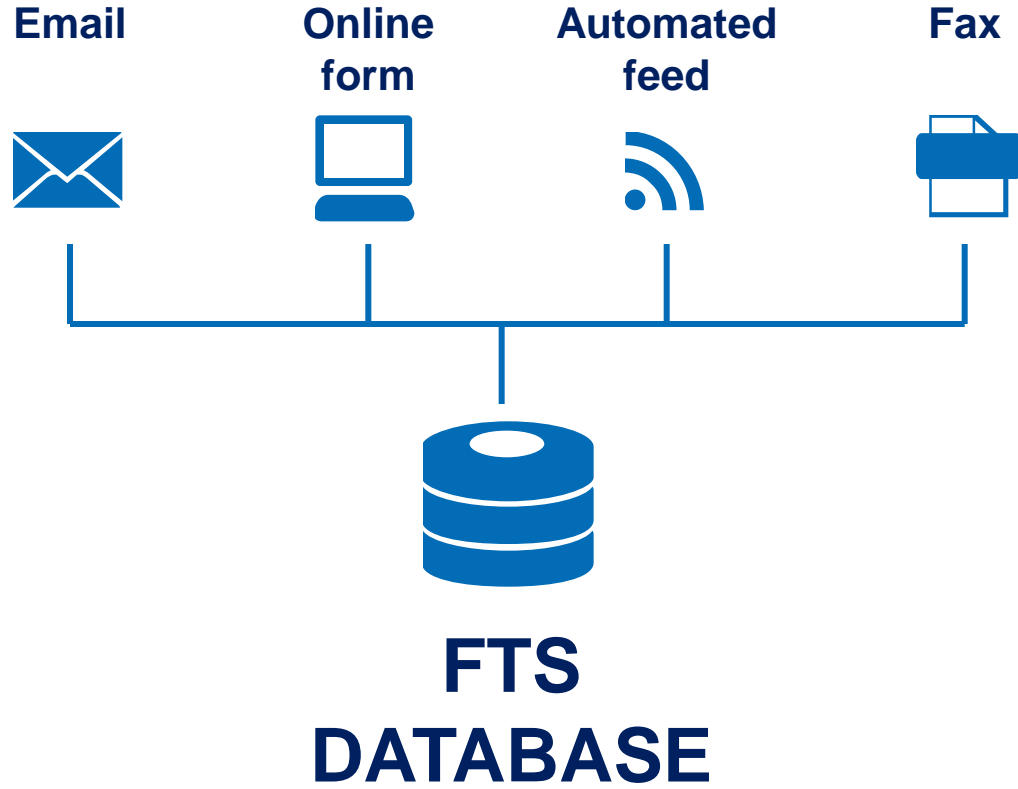
OCHA  
field offices

NGO  
field offices



**FTS  
DATABASE**

# How is information received?





# Who reports funding? (2011)

Reported by	Contributions (\$)
Donor	5.8 billion (45%)
Agency	4.1 billion (31%)
Agency and Donor	3.2 billion (24%)
Total	13.2 billion



# Key Challenges





# Key Challenges

- ✓ **Reflecting all humanitarian contributions** — inside/outside, core funding, monetarized value of in-kind, DRR/resilience, new donors, etc.
- ✓ **Reflecting private sector contributions** — matching grants, fundraising campaigns, etc.
- ✓ **Encouraging all recipients to report to FTS in a timely manner** —important for cross-checking, breakdown of loosely earmarked funds, etc.



# Key Challenges

- ✓ **Visualization** — making FTS more user friendly and visually appealing
- ✓ **Custom search** — refining the custom search to make it easier to do analysis
- ✓ **Outreach and training** — ensuring that key clients and stakeholders (in HQ and field) know where to find what they need



# Where to get more information

- ✓ Julie Thompson - [thompson8@un.org](mailto:thompson8@un.org)
- ✓ [fts@un.org](mailto:fts@un.org)
- ✓ [fts.unocha.org](http://fts.unocha.org) / [ops.unocha.org](http://ops.unocha.org)
- ✓ FTS YouTube channel
- ✓ FTS Tips—mailed at least once a month and posted on CAP website



# OCHA

United Nations Office  
for the Coordination of  
Humanitarian Affairs

Coordination Saves Lives

La coordination sauve des vies

La coordinación salva vidas

Координация спасает жизни

بالتنسيق نُنقذ الأرواح

致力协调，挽救生命

