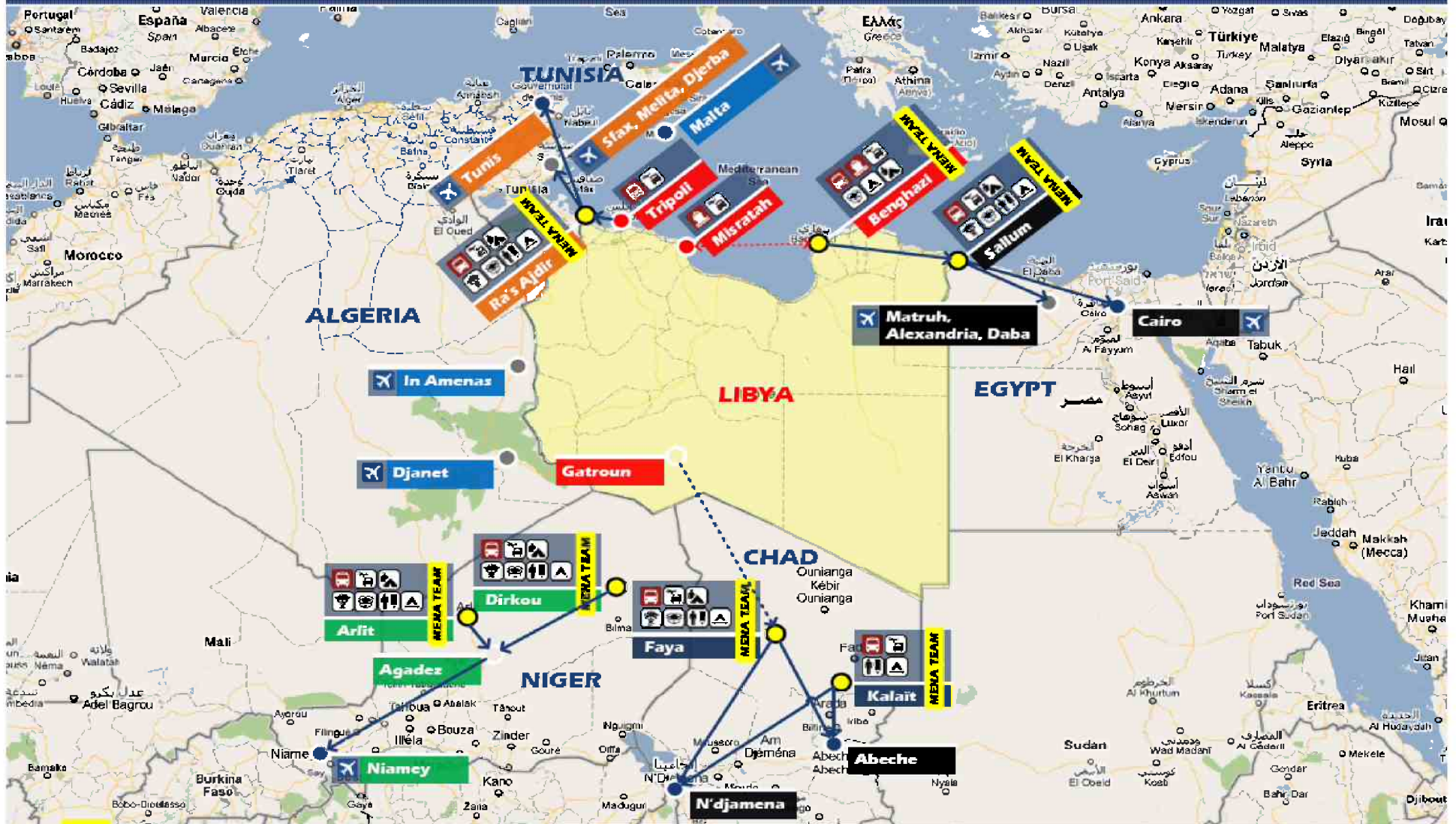


BRIEFING ON THE EVACUATION AND HUMANITARIAN SITUATION IN LIBYA

Inter-Agency Standing Committee NY

Amy Muedin, IOM
8 July 2011

MAP OF IOM OPERATIONS IN RESPONSE TO THE LIBYA CRISIS



International Organization for Migration (IOM)
 Organisation Internationale pour les Migrations (OIM)
 Organización Internacional para las Migraciones (OIM)

Libyan Crisis Operation Map

Legends:

	Medical Assistance		Road Evacuation (People)		IOM Field Office
	Humanitarian Assistance		Sea Evacuation (People)		CBM Departure Point/Operation Hub
	Profiling/Registration		Air Evacuation (People)		Evacuation Point inside Libya
	Transit Center		TCN Departures to Home Country		Airport
	Camp Coordination		Logistical Transportation		Movement by Air
					Movement by Ship
					Movement by Bus
					Planned by road

Operations in Libya (1)



II. Misratah → Benghazi Evacuation

- 10 rounds of ships delivering humanitarian aid and evacuating people
- Total 7,621 people evacuated
- New rotations planned

III. Additional Pockets of Migrants Identified around Misrata

- in Asikit (25 KM South of Misurata), Abdu R'ouf (another 40 KM south) and Zliten (50 KM West)

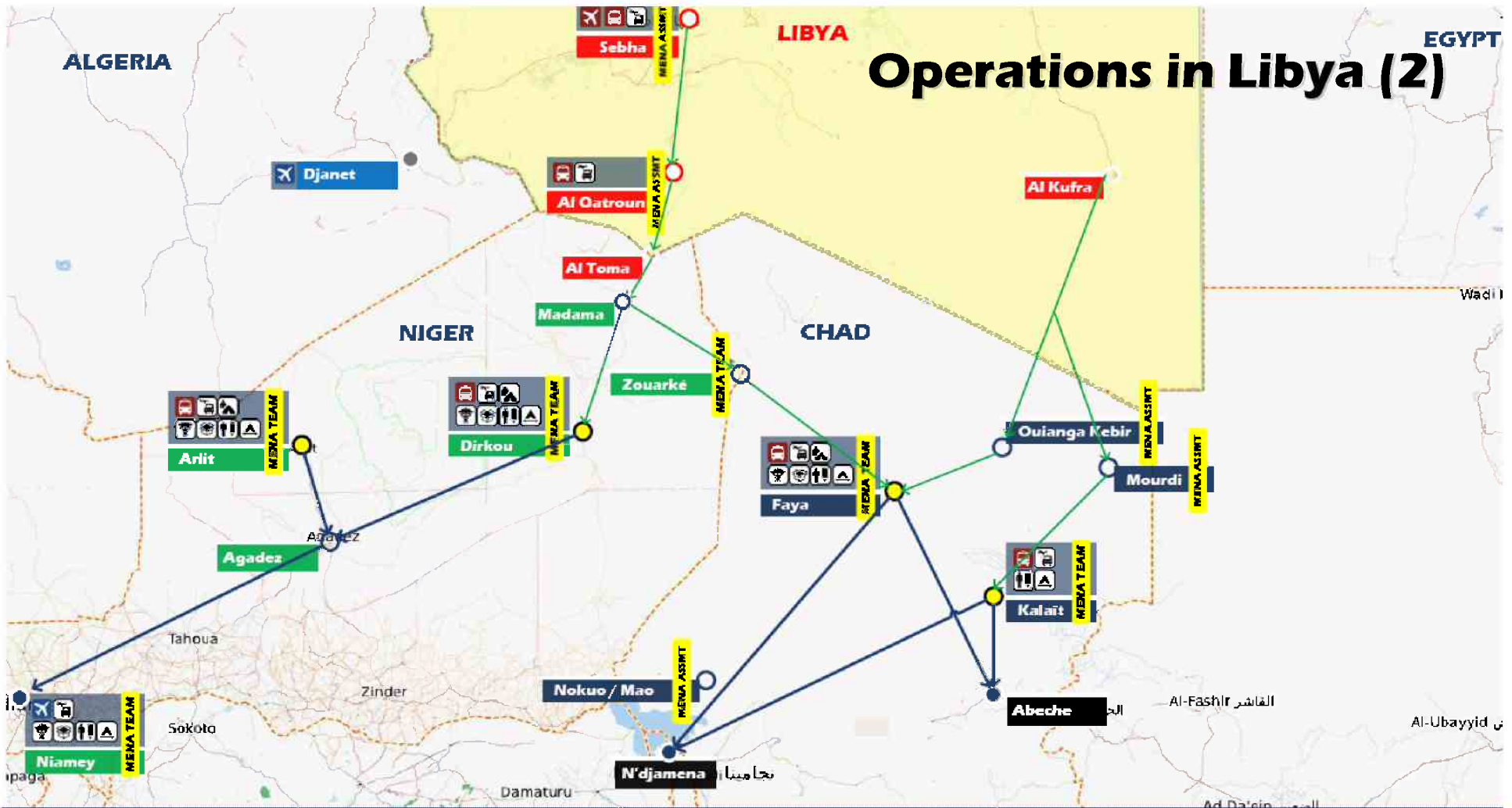
IV. Benghazi → Sallum Evacuation

- 15,078 people evacuated by buses (39 days of operation)
- Evacuations of Medical Cases

V. Tripoli Area

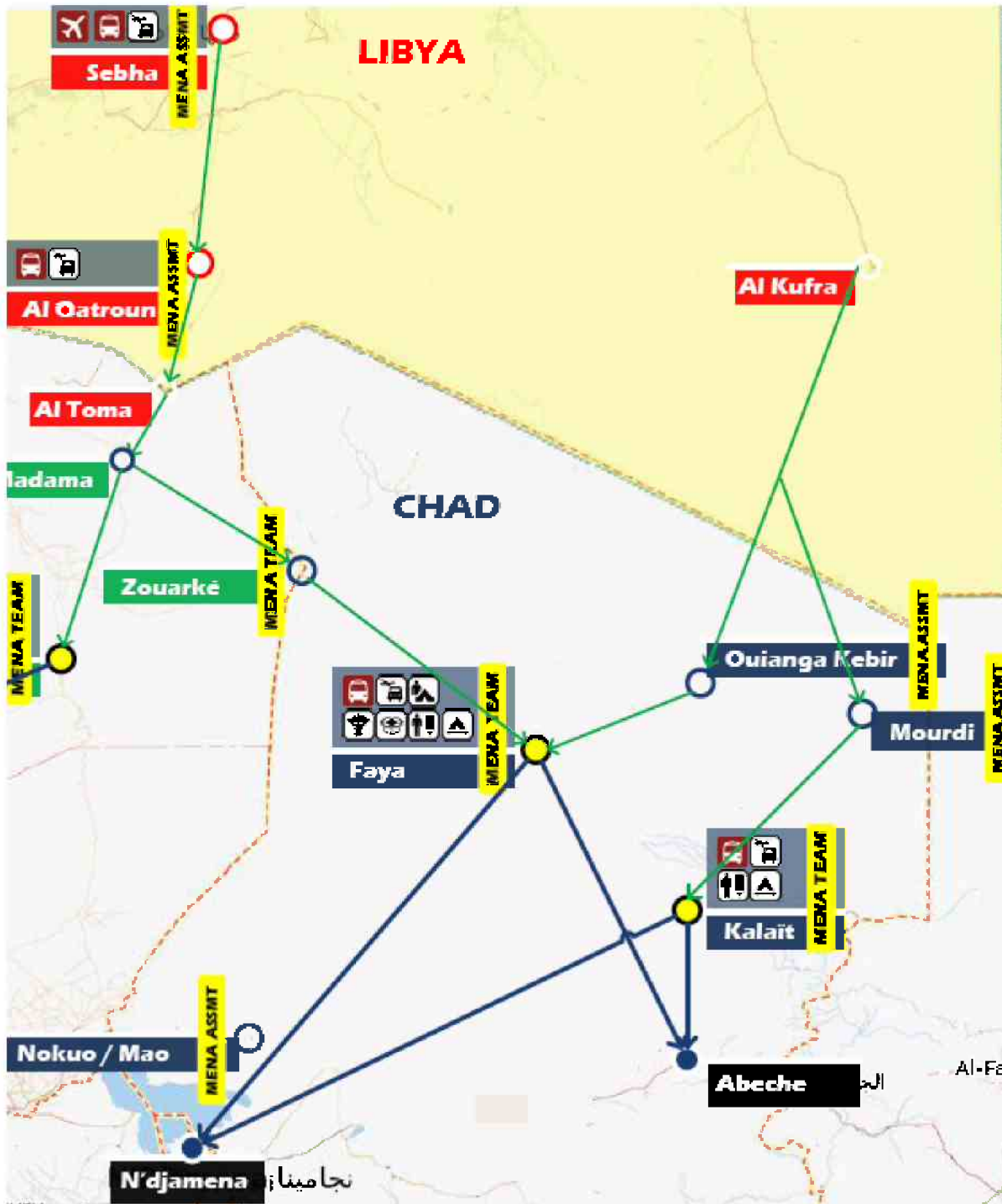
- 10,092 people evacuated by buses (51 days of operations)
- UNCT visit (29 May – 4 June) and additional pockets identified

Operations in Libya (2)



I. First Results of Assessment Mission to Southern Libya (departed on 24 June)

- + 1,000 stranded migrants in Gatroun / + 1000 in Sebha
- 30% / 40% are women, children and elderly
- Numbers expected to increase as assessment continues
- Initiated distribution of water, food and medical assistance
- IOM assessing the possibility of an air bridge – road transport not advisable for security reasons



Operations in Chad

I. Cross-border movements into Chad (cumulative as of 7 July)

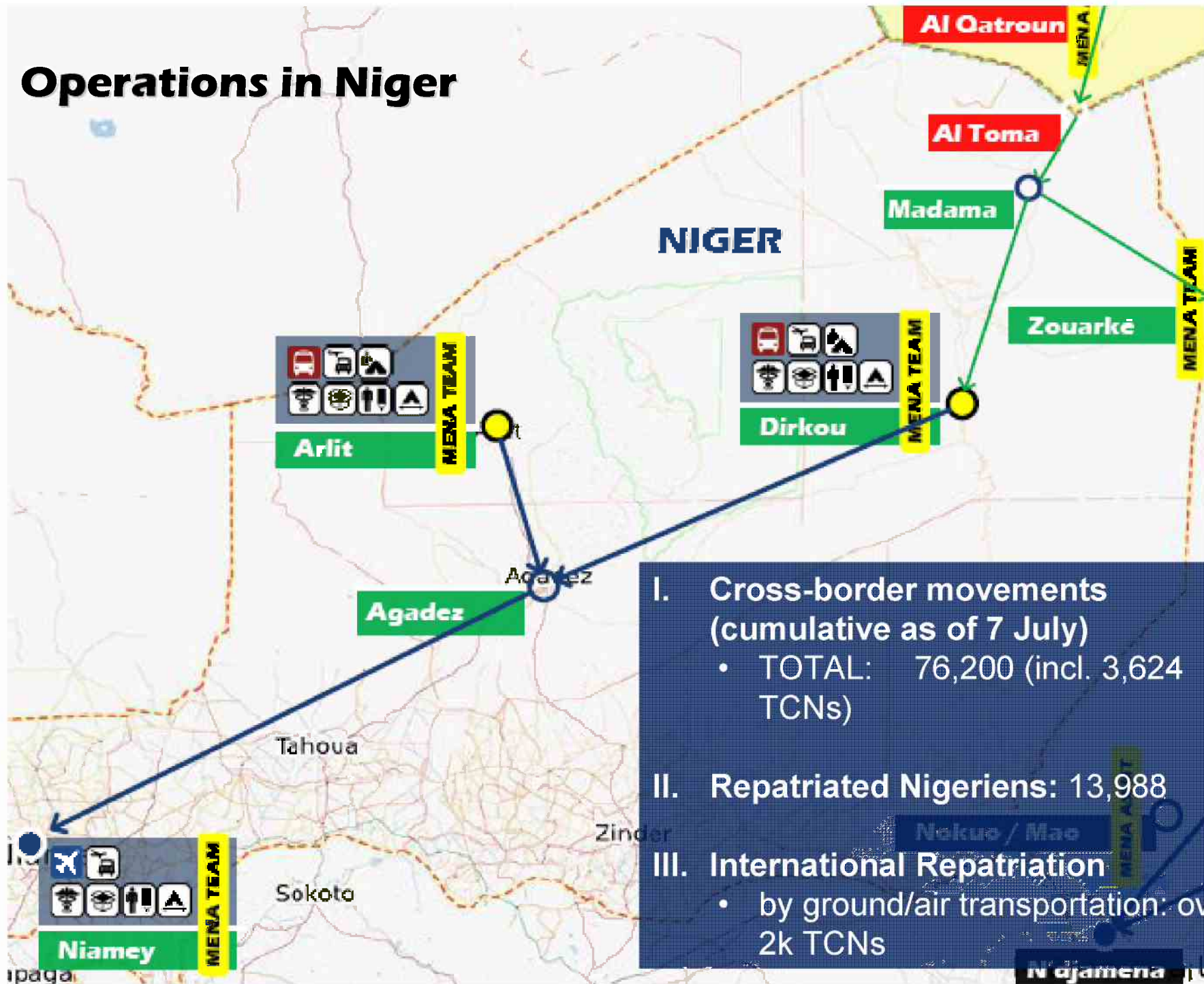
- TOTAL: 45,868 (incl. 369 TCNs)

II. Repatriated Chadians

- 28,699 from Tunisia and Egypt
- Total Chadian Returnees: 74,198

III. Reintegration

Operations in Niger



- I. Cross-border movements (cumulative as of 7 July)
 - TOTAL: 76,200 (incl. 3,624 TCNs)
- II. Repatriated Nigeriens: 13,988
- III. International Repatriation
 - by ground/air transportation: over 2k TCNs

Operations in Egypt



I. Cross-border movements of migrants into Egypt (cumulative as of 7 July)

- Egyptians : 111,730
- TCNs : 78,880
- **TOTAL : 190,610**

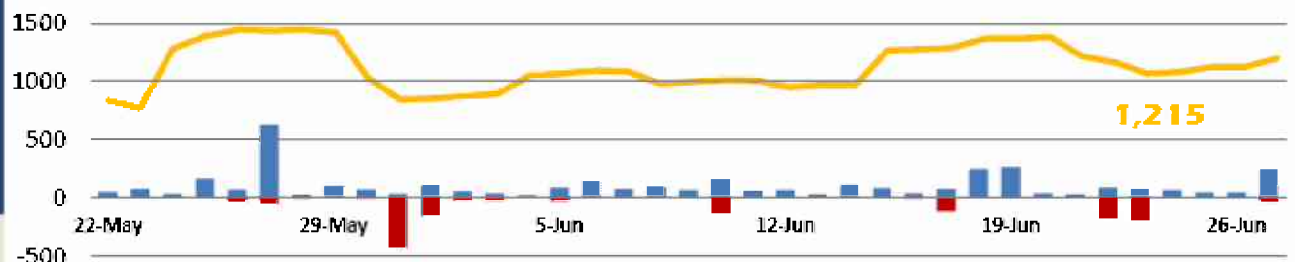
II. Repatriated Egyptians

- IOM and its partners repatriated 26,077 Egyptians from Tunisia by boat and plane.

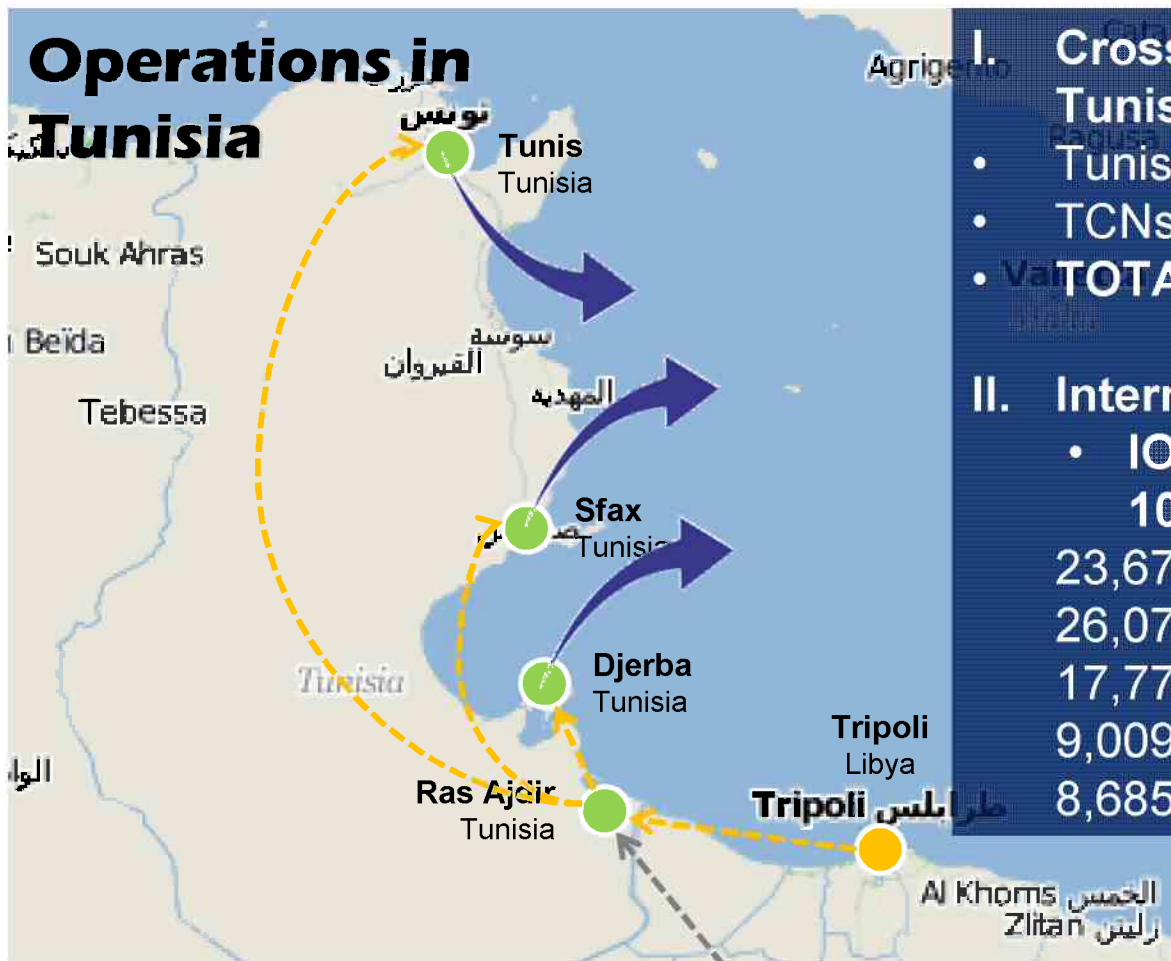
III. International Repatriation

- 36,797 TCNs;
- 16,585 Chadians;
- 8,430 Nigeriens;
- 7,061 Bangladeshis;

Daily TCN Arrivals, Departures, and Caseload in Egypt



Operations in Tunisia



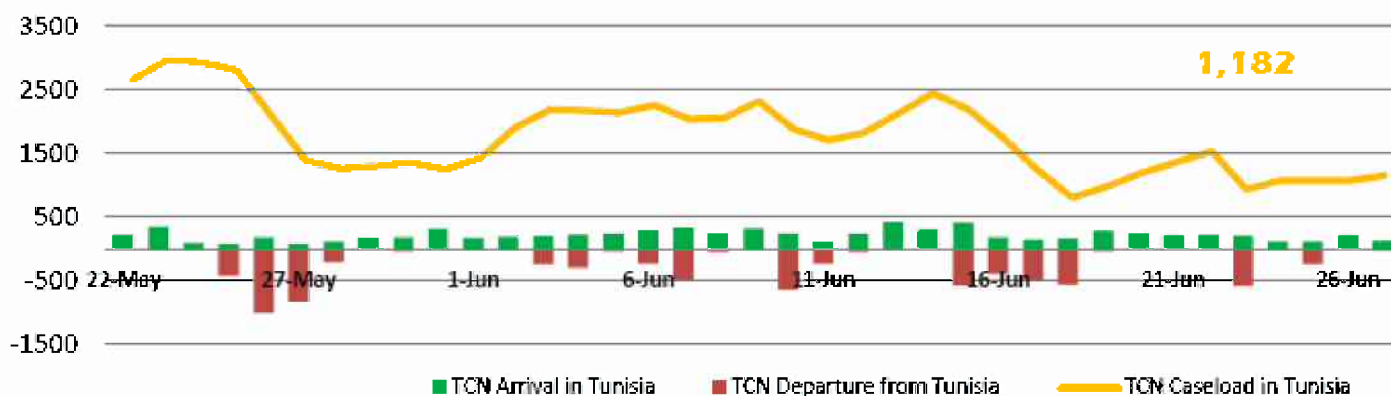
I. Cross-border movements into Tunisia (cumulative as of 7 July)

- Tunisians: 69,063
- TCNs: 196,802
- **TOTAL: 265,865**

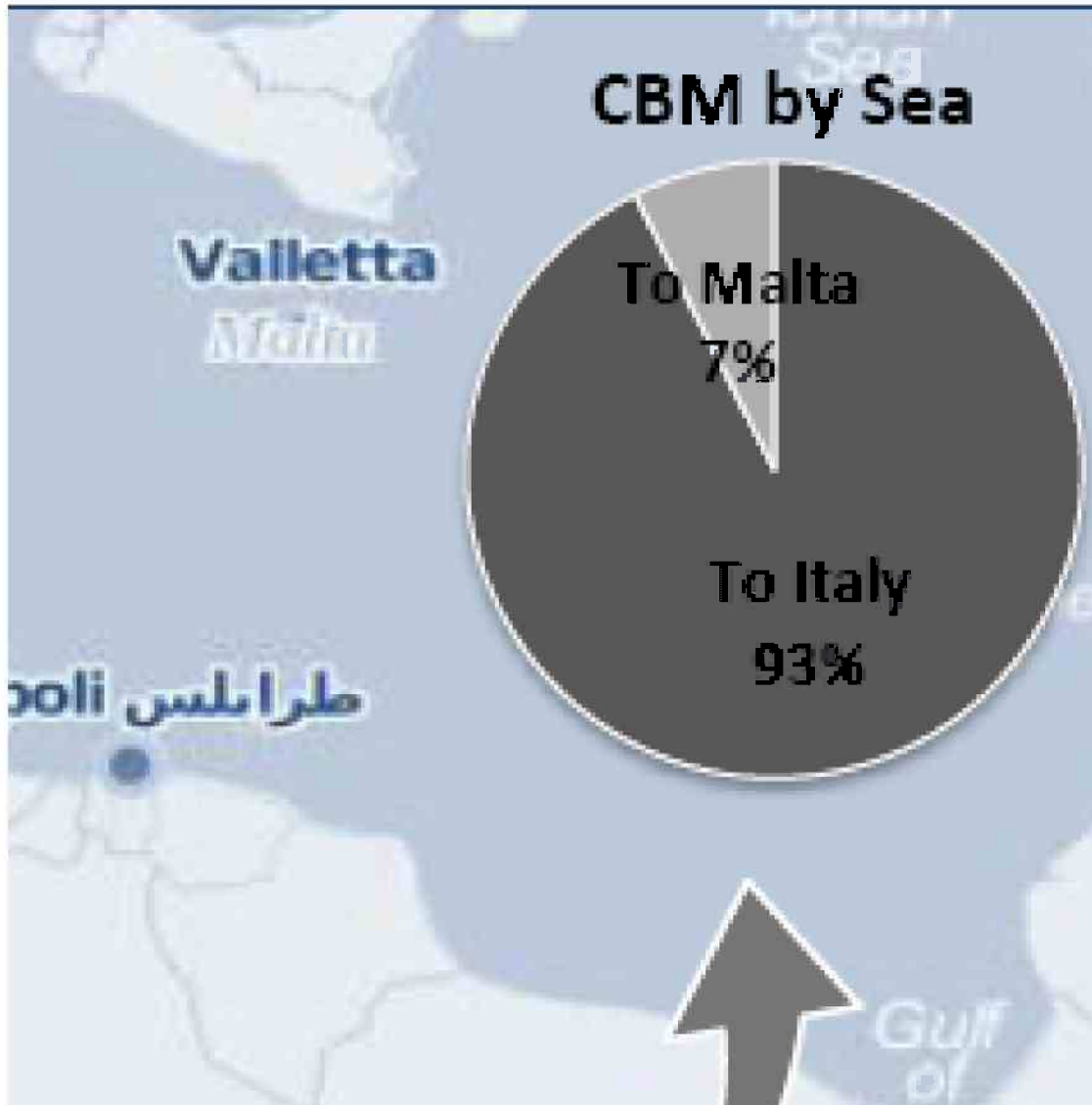
II. International Repatriation

- IOM and its partners repatriated **109,513 TCNs**. Among them:
 - 23,671 Bangladeshis
 - 26,077 Egyptians
 - 17,772 Sudanese
 - 9,009 Ghanaians
 - 8,685 Malians

Daily TCN Arrivals and Departures with Caseload in Tunisia



Operations in Italy and Malta



- I. Cross-border movements into Malta and Italy (cumulative as of 7 July)
 - Italy: 19,205
 - Malta: 1,454
 - **TOTAL:** 20,659
- II. Humanitarian support and counseling
- III. Resettlement for Refugees





CONCLUSIONS:

- I. Establish locations of migrants populations in needs of assistance*
- II. Improve protection support to most vulnerable individuals*
- III. Continue humanitarian support to people fleeing violence through multi-sectoral assistance in border areas*
- IV. Address immediate needs of returning migrants*