

ANNEX 3 to IDP Response Matrix

SURVEY RESULTS FOR ORGANISATIONS

WARNING: some of the bars in the charts may not be visible on screen – they show correctly on the printed version.

| 5. Is your organisation directly engaged in monitoring violations of IDPs rights according to international humanitarian and human rights law? | | Number of Responses | Response Ratio |
|--|--|---------------------|----------------|
| No | | 153 | 45% |
| Yes, but on an "ad hoc" basis | | 83 | 24% |
| Yes, as a priority and in MOST areas where IDPs are accessible | | 79 | 23% |
| Yes, as a priority and in MANY areas where IDPs are accessible | | 21 | 6% |
| Yes, as a priority and in A FEW areas where IDPs are accessible | | 6 | 2% |
| Total | | 342 | 100% |
| 6. Is your organisation directly engaged in informing IDPs about their rights under international humanitarian and human rights law? | | Number of Responses | Response Ratio |
| No | | 164 | 48% |
| Yes, but on an "ad hoc" basis | | 63 | 18% |
| Yes, as a priority and in MOST areas where IDPs are accessible | | 83 | 24% |
| Yes, as a priority and in MANY areas where IDPs are accessible | | 20 | 6% |
| Yes, as a priority and in A FEW areas where IDPs are accessible | | 13 | 4% |
| Total | | 343 | 100% |
| 7. Is your organisation directly engaged in providing legal counselling to IDPs? | | Number of Responses | Response Ratio |
| No | | 266 | 79% |
| Yes, but on an "ad hoc" basis | | 41 | 12% |
| Yes, as a priority and in MOST areas where IDPs are accessible | | 16 | 5% |
| Yes, as a priority and in MANY areas where IDPs are accessible | | 5 | 1% |
| Yes, as a priority and in A FEW areas where IDPs are accessible | | 7 | 2% |
| Total | | 335 | 100% |

| 8. Is your organisation engaged in addressing safety and security concerns of IDPs? | | Number of Responses | Response Ratio |
|---|--|---------------------|----------------|
| No | | 159 | 46% |
| Yes, but on an "ad hoc" basis | | 69 | 20% |
| Yes, as a priority and in MOST areas where IDPs are accessible | | 74 | 22% |
| Yes, as a priority and in MANY areas where IDPs are accessible | | 22 | 6% |
| Yes, as a priority and in A FEW areas where IDPs are accessible | | 18 | 5% |
| Total | | 342 | 100% |

| 9. Is your organisation directly engaged in the protection of IDP children? | | Number of Responses | Response Ratio |
|---|--|---------------------|----------------|
| No | | 156 | 45% |
| Yes, but on an "ad hoc" basis | | 66 | 19% |
| Yes, as a priority and in MOST areas where IDPs are accessible | | 75 | 22% |
| Yes, as a priority and in MANY areas where IDPs are accessible | | 22 | 6% |
| Yes, as a priority and in A FEW areas where IDPs are accessible | | 25 | 7% |
| Total | | 344 | 100% |

| 10. Is your organisation directly engaged in gender-specific protection and promotion of gender issues with IDPs? | | Number of Responses | Response Ratio |
|---|--|---------------------|----------------|
| No | | 124 | 36% |
| Yes, but on an "ad hoc" basis | | 67 | 20% |
| Yes, as a priority and in MOST areas where IDPs are accessible | | 99 | 29% |
| Yes, as a priority and in MANY areas where IDPs are accessible | | 25 | 7% |
| Yes, as a priority and in A FEW areas where IDPs are accessible | | 28 | 8% |
| Total | | 343 | 100% |

| 11. Is your organisation directly engaged in peace building and reconciliation programmes that benefit IDPs? | | Number of Responses | Response Ratio |
|--|--|---------------------|----------------|
| No | | 175 | 51% |
| Yes, but on an "ad hoc" basis | | 83 | 24% |
| Yes, as a priority and in MOST areas where IDPs are accessible | | 39 | 11% |
| Yes, as a priority and in MANY areas where IDPs are accessible | | 24 | 7% |
| Yes, as a priority and in A FEW areas where IDPs are accessible | | 21 | 6% |
| Total | | 342 | 100% |






| 12. Is your organisation directly engaged in IDP camp management? | | Number of Responses | Response Ratio |
|---|--|---------------------|----------------|
| No | | 282 | 82% |
| Yes, but on an "ad hoc" basis | | 33 | 10% |
| Yes, as a priority and in MOST areas where IDPs are accessible | | 11 | 3% |
| Yes, as a priority and in MANY areas where IDPs are accessible | | 9 | 3% |
| Yes, as a priority and in A FEW areas where IDPs are accessible | | 7 | 2% |
| Total | | 342 | 100% |






| 13. Is your organisation engaged in education for internally displaced children? | | Number of Responses | Response Ratio |
|--|--|---------------------|----------------|
| No | | 224 | 65% |
| Yes, but on an "ad hoc" basis | | 46 | 13% |
| Yes, as a priority and in MOST areas where IDPs are accessible | | 32 | 9% |
| Yes, as a priority and in MANY areas where IDPs are accessible | | 23 | 7% |
| Yes, as a priority and in A FEW areas where IDPs are accessible | | 18 | 5% |
| Total | | 343 | 100% |






| 14. Is your organisation directly engaged in food distribution and food security for IDPs? | | Number of Responses | Response Ratio |
|--|--|---------------------|----------------|
| No | | 197 | 58% |
| Yes, but on an "ad hoc" basis | | 54 | 16% |
| Yes, as a priority and in MOST areas where IDPs are accessible | | 44 | 13% |
| Yes, as a priority and in MANY areas where IDPs are accessible | | 29 | 8% |
| Yes, as a priority and in A FEW areas where IDPs are accessible | | 18 | 5% |
| Total | | 342 | 100% |
















| 15. Is your organisation directly engaged in supplementary/therapeutic feeding for IDPs? | | Number of Responses | Response Ratio |
|--|--|---------------------|----------------|
| No | | 251 | 73% |
| Yes, but on an "ad hoc" basis | | 33 | 10% |
| Yes, as a priority and in MOST areas where IDPs are accessible | | 27 | 8% |
| Yes, as a priority and in MANY areas where IDPs are accessible | | 14 | 4% |
| Yes, as a priority and in A FEW areas where IDPs are accessible | | 17 | 5% |
| Total | | 342 | 100% |



| 16. Is your organisation directly engaged in the provision of health care services for IDPs? | | Number of Responses | Response Ratio |
|--|--|---------------------|----------------|
| No | | 196 | 57% |
| Yes, but on an "ad hoc" basis | | 63 | 18% |
| Yes, as a priority and in MOST areas where IDPs are accessible | | 35 | 10% |
| Yes, as a priority and in MANY areas where IDPs are accessible | | 24 | 7% |
| Yes, as a priority and in A FEW areas where IDPs are accessible | | 23 | 7% |
| Total | | 341 | 100% |



| 17. Is your organisation directly engaged in psycho-social counselling for IDPs? | | Number of Responses | Response Ratio |
|--|---|---------------------|----------------|
| No |  | 232 | 68% |
| Yes, but on an "ad hoc" basis |  | 41 | 12% |
| Yes, as a priority and in MOST areas where IDPs are accessible |  | 19 | 6% |
| Yes, as a priority and in MANY areas where IDPs are accessible |  | 20 | 6% |
| Yes, as a priority and in A FEW areas where IDPs are accessible |  | 29 | 9% |
| Total | | 341 | 100% |






| 18. Is your organisation directly engaged in HIV/AIDS programmes for IDPs? | | Number of Responses | Response Ratio |
|--|--|---------------------|----------------|
| No |  | 217 | 63% |
| Yes, but on an "ad hoc" basis |  | 55 | 16% |
| Yes, as a priority and in MOST areas where IDPs are accessible |  | 31 | 9% |
| Yes, as a priority and in MANY areas where IDPs are accessible |  | 19 | 6% |
| Yes, as a priority and in A FEW areas where IDPs are accessible |  | 21 | 6% |
| Total | | 343 | 100% |

| 19. Is your organisation directly engaged in water and sanitation programmes for IDPs? | | Number of Responses | Response Ratio |
|--|---|---------------------|----------------|
| No |  | 204 | 60% |
| Yes, but on an "ad hoc" basis |  | 56 | 16% |
| Yes, as a priority and in MOST areas where IDPs are accessible |  | 38 | 11% |
| Yes, as a priority and in MANY areas where IDPs are accessible |  | 26 | 8% |
| Yes, as a priority and in A FEW areas where IDPs are accessible |  | 18 | 5% |
| Total | | 342 | 100% |




| 20. Is your organisation directly engaged in the provision/reconstruction of shelter for IDPs? | | Number of Responses | Response Ratio |
|---|---|---------------------|----------------|
| No |  | 224 | 66% |
| Yes, but on an "ad hoc" basis |  | 49 | 14% |
| Yes, as a priority and in MOST areas where IDPs are accessible |  | 19 | 6% |
| Yes, as a priority and in MANY areas where IDPs are accessible |  | 29 | 9% |
| Yes, as a priority and in A FEW areas where IDPs are accessible |  | 20 | 6% |
| Total | | 341 | 100% |
| 21. Is your organisation directly engaged in the distribution of non-food items aside from shelter for IDPs? | | Number of Responses | Response Ratio |
| No |  | 171 | 50% |
| Yes, but on an "ad hoc" basis |  | 71 | 21% |
| Yes, as a priority and in MOST areas where IDPs are accessible |  | 40 | 12% |
| Yes, as a priority and in MANY areas where IDPs are accessible |  | 26 | 8% |
| Yes, as a priority and in A FEW areas where IDPs are accessible |  | 35 | 10% |
| Total | | 343 | 100% |
| 22. Is your organisation directly engaged in employment generation/vocational training/micro-credit programmes that benefit IDPs? | | Number of Responses | Response Ratio |
| No |  | 206 | 60% |
| Yes, but on an "ad hoc" basis |  | 62 | 18% |
| Yes, as a priority and in MOST areas where IDPs are accessible |  | 29 | 8% |
| Yes, as a priority and in MANY areas where IDPs are accessible |  | 25 | 7% |
| Yes, as a priority and in A FEW areas where IDPs are accessible |  | 22 | 6% |
| Total | | 344 | 100% |






| 23. Is your organisation directly engaged in capacity building of the judicial system which benefits IDPs? | | Number of Responses | Response Ratio |
|--|--|---------------------|----------------|
| No |  | 266 | 78% |
| Yes, but on an "ad hoc" basis |  | 46 | 13% |
| Yes, as a priority and in MOST areas where IDPs are accessible | | 10 | 3% |
| Yes, as a priority and in MANY areas where IDPs are accessible | | 11 | 3% |
| Yes, as a priority and in A FEW areas where IDPs are accessible | | 10 | 3% |
| Total | | 343 | 100% |

| 24. Is your organisation directly engaged in the promotion of long-term property rights of IDPs? | | Number of Responses | Response Ratio |
|--|--|---------------------|----------------|
| No |  | 261 | 76% |
| Yes, but on an "ad hoc" basis |  | 47 | 14% |
| Yes, as a priority and in MOST areas where IDPs are accessible | | 11 | 3% |
| Yes, as a priority and in MANY areas where IDPs are accessible | | 10 | 3% |
| Yes, as a priority and in A FEW areas where IDPs are accessible | | 14 | 4% |
| Total | | 343 | 100% |

| 25. Is your organisation directly engaged in long-term livelihood and recovery programmes for IDPs? | | Number of Responses | Response Ratio |
|---|---|---------------------|----------------|
| No |  | 181 | 53% |
| Yes, but on an "ad hoc" basis |  | 59 | 17% |
| Yes, as a priority and in MOST areas where IDPs are accessible |  | 43 | 13% |
| Yes, as a priority and in MANY areas where IDPs are accessible |  | 34 | 10% |
| Yes, as a priority and in A FEW areas where IDPs are accessible |  | 25 | 7% |
| Total | | 342 | 100% |

| 26. Is your organisation directly engaged in community-based rehabilitation for resettling or returning IDPs? | | Number of Responses | Response Ratio |
|---|--|---------------------|----------------|
| No | | 172 | 50% |
| Yes, but on an "ad hoc" basis | | 63 | 18% |
| Yes, as a priority and in MOST areas where IDPs are accessible | | 36 | 11% |
| Yes, as a priority and in MANY areas where IDPs are accessible | | 38 | 11% |
| Yes, as a priority and in A FEW areas where IDPs are accessible | | 33 | 10% |
| Total | | 342 | 100% |
| 27. Is your organisation directly engaged in agricultural development programmes that benefit IDPs? | | Number of Responses | Response Ratio |
| No | | 211 | 62% |
| Yes, but on an "ad hoc" basis | | 51 | 15% |
| Yes, as a priority and in MOST areas where IDPs are accessible | | 34 | 10% |
| Yes, as a priority and in MANY areas where IDPs are accessible | | 19 | 6% |
| Yes, as a priority and in A FEW areas where IDPs are accessible | | 28 | 8% |
| Total | | 343 | 100% |
| 28. Is your organisation directly engaged in mine action for IDPs? | | Number of Responses | Response Ratio |
| No | | 264 | 77% |
| Yes, but on an "ad hoc" basis | | 40 | 12% |
| Yes, as a priority and in MOST areas where IDPs are accessible | | 19 | 6% |
| Yes, as a priority and in MANY areas where IDPs are accessible | | 8 | 2% |
| Yes, as a priority and in A FEW areas where IDPs are accessible | | 10 | 3% |
| Total | | 341 | 100% |
















| 29. Is your organisation active in environment protection during or following the presence of IDPs? | | Number of Responses | Response Ratio |
|---|---|---------------------|----------------|
| No |  | 238 | 70% |
| Yes, but on an "ad hoc" basis |  | 49 | 14% |
| Yes, as a priority and in MOST areas where IDPs are accessible |  | 21 | 6% |
| Yes, as a priority and in MANY areas where IDPs are accessible |  | 16 | 5% |
| Yes, as a priority and in A FEW areas where IDPs are accessible |  | 18 | 5% |
| Total | | 342 | 100% |
















| 30. Is your organisation directly engaged in the coordination of programmes for IDPs? | | Number of Responses | Response Ratio |
|---|--|---------------------|----------------|
| No |  | 115 | 34% |
| Yes, but on an "ad hoc" basis |  | 89 | 26% |
| Yes, as a priority and in MOST areas where IDPs are accessible |  | 80 | 24% |
| Yes, as a priority and in MANY areas where IDPs are accessible |  | 35 | 10% |
| Yes, as a priority and in A FEW areas where IDPs are accessible |  | 21 | 6% |
| Total | | 340 | 100% |
















31. Please list any field your organization is active with IDPs which was not listed so far?
















[VIEW](#) 191 Responses















STEP 2 POSSIBLE GAPS IN THE COLLABORATIVE RESPONSE TO INTERNAL DISPLACEMENT
We will now examine a series of brief statements that describe an ideal situation where all assistance and protection needs of the IDPs in a country are adequately met. This may or may not be the case in the country where you are working. Please read these statements carefully and consider whether they are true (i.e. they reflect the situation of the country where you are working) or not.















| 32. Inter-agency coordination on IDP issues is supported by specific and functioning mechanisms. | | Number of Responses | Response Ratio |
|---|---|----------------------------|-----------------------|
| True |  | 77 | 23% |
| Partly true: improvements are needed |  | 172 | 51% |
| False: this is a major gap to be addressed |  | 41 | 12% |
| False: this is not an issue in this country |  | 24 | 7% |
| Don't know |  | 26 | 8% |
| Total | | 340 | 100% |
| 33. Violations of rights of IDPs under international humanitarian and human rights law are consistently documented and reported regularly. | | Number of Responses | Response Ratio |
| True |  | 41 | 12% |
| Partly true: improvements are needed |  | 153 | 45% |
| False: this is a major gap to be addressed |  | 81 | 24% |
| False: this is not an issue in this country |  | 22 | 6% |
| Don't know |  | 45 | 13% |
| Total | | 342 | 100% |
| 34. IDPs are actively made aware of their rights according to international humanitarian and human rights law. | | Number of Responses | Response Ratio |
| True |  | 21 | 6% |
| Partly true: improvements are needed |  | 137 | 40% |
| False: this is a major gap to be addressed |  | 112 | 33% |
| False: this is not an issue in this country |  | 20 | 6% |
| Don't know |  | 53 | 15% |
| Total | | 343 | 100% |















| 35. IDPs are provided with legal counselling. | | Number of Responses | Response Ratio |
|--|---|---------------------|----------------|
| True |  | 19 | 6% |
| Partly true: improvements are needed |  | 106 | 31% |
| False: this is a major gap to be addressed |  | 104 | 30% |
| False: this is not an issue in this country |  | 27 | 8% |
| Don't know |  | 87 | 25% |
| Total | | 343 | 100% |
| 36. Safety and security concerns of IDPs and returning IDPs are addressed. | | Number of Responses | Response Ratio |
| True |  | 45 | 13% |
| Partly true: improvements are needed |  | 156 | 46% |
| False: this is a major gap to be addressed |  | 88 | 26% |
| False: this is not an issue in this country |  | 21 | 6% |
| Don't know |  | 31 | 9% |
| Total | | 341 | 100% |
| 37. The protection of internally displaced children is ensured. | | Number of Responses | Response Ratio |
| True |  | 29 | 9% |
| Partly true: improvements are needed |  | 159 | 47% |
| False: this is a major gap to be addressed |  | 82 | 24% |
| False: this is not an issue in this country |  | 22 | 6% |
| Don't know |  | 49 | 14% |
| Total | | 341 | 100% |

| 38. The different impact that internal displacement is likely to have on men and women is taken into account when planning and carrying out assistance and protection programmes. | | Number of Responses | Response Ratio |
|---|---|---------------------|----------------|
| True |  | 48 | 14% |
| Partly true: improvements are needed |  | 160 | 47% |
| False: this is a major gap to be addressed |  | 53 | 16% |
| False: this is not an issue in this country |  | 19 | 6% |
| Don't know |  | 59 | 17% |
| Total | | 339 | 100% |
| 39. IDPs benefit from peace building/reconciliation activities. | | Number of Responses | Response Ratio |
| True |  | 60 | 18% |
| Partly true: improvements are needed |  | 129 | 38% |
| False: this is a major gap to be addressed |  | 69 | 20% |
| False: this is not an issue in this country |  | 24 | 7% |
| Don't know |  | 57 | 17% |
| Total | | 339 | 100% |
| 40. IDP camps are well managed. | | Number of Responses | Response Ratio |
| True |  | 22 | 7% |
| Partly true: improvements are needed |  | 109 | 32% |
| False: this is a major gap to be addressed |  | 70 | 21% |
| False: this is not an issue in this country |  | 76 | 22% |
| Don't know |  | 61 | 18% |
| Total | | 338 | 100% |
















| 41. Internally displaced children benefit from emergency education programmes. | | Number of Responses | Response Ratio |
|--|---|---------------------|----------------|
| True |  | 41 | 12% |
| Partly true: improvements are needed |  | 111 | 33% |
| False: this is a major gap to be addressed |  | 58 | 17% |
| False: this is not an issue in this country |  | 42 | 12% |
| Don't know |  | 88 | 26% |
| Total | | 340 | 100% |
| 42. Food requirements of IDPs are met, either through food aid, agricultural support or other means. | | Number of Responses | Response Ratio |
| True |  | 68 | 20% |
| Partly true: improvements are needed |  | 166 | 49% |
| False: this is a major gap to be addressed |  | 43 | 13% |
| False: this is not an issue in this country |  | 24 | 7% |
| Don't know |  | 37 | 11% |
| Total | | 338 | 100% |
| 43. Moderately and severely malnourished IDPs benefit from supplementary/therapeutic feeding programs. | | Number of Responses | Response Ratio |
| True |  | 67 | 20% |
| Partly true: improvements are needed |  | 107 | 31% |
| False: this is a major gap to be addressed |  | 30 | 9% |
| False: this is not an issue in this country |  | 57 | 17% |
| Don't know |  | 80 | 23% |
| Total | | 341 | 100% |

| 44. The access of IDPs to health care services and facilities is comparable to the non-displaced population. | | Number of Responses | Response Ratio |
|--|---|---------------------|----------------|
| True |  | 82 | 24% |
| Partly true: improvements are needed |  | 110 | 32% |
| False: this is a major gap to be addressed |  | 83 | 24% |
| False: this is not an issue in this country | | 11 | 3% |
| Don't know |  | 54 | 16% |
| Total | | 340 | 100% |
| 45. IDPs benefit from psycho/social counselling. | | Number of Responses | Response Ratio |
| True |  | 24 | 7% |
| Partly true: improvements are needed |  | 101 | 30% |
| False: this is a major gap to be addressed |  | 86 | 25% |
| False: this is not an issue in this country |  | 30 | 9% |
| Don't know |  | 98 | 29% |
| Total | | 339 | 100% |
| 46. The HIV/AIDS concerns of the IDPs are addressed by specific programmes. | | Number of Responses | Response Ratio |
| True |  | 27 | 8% |
| Partly true: improvements are needed |  | 99 | 29% |
| False: this is a major gap to be addressed |  | 76 | 22% |
| False: this is not an issue in this country |  | 50 | 15% |
| Don't know |  | 86 | 25% |
| Total | | 338 | 100% |

| 47. Water and sanitation needs of the IDPs are addressed by specific programmes. | | Number of Responses | Response Ratio |
|--|---|---------------------|----------------|
| True |  | 64 | 19% |
| Partly true: improvements are needed |  | 163 | 48% |
| False: this is a major gap to be addressed |  | 35 | 10% |
| False: this is not an issue in this country |  | 26 | 8% |
| Don't know |  | 50 | 15% |
| Total | | 338 | 100% |
| 48. Requirements for decent shelter for IDPs and returning IDPs are met. | | Number of Responses | Response Ratio |
| True |  | 24 | 7% |
| Partly true: improvements are needed |  | 158 | 47% |
| False: this is a major gap to be addressed |  | 99 | 29% |
| False: this is not an issue in this country | | 15 | 4% |
| Don't know |  | 43 | 13% |
| Total | | 339 | 100% |
| 49. IDPs' needs in terms of non-food items (such as plastic sheeting, tarpaulins, cooking utensils, hygiene implements) are met. | | Number of Responses | Response Ratio |
| True |  | 49 | 14% |
| Partly true: improvements are needed |  | 166 | 49% |
| False: this is a major gap to be addressed |  | 48 | 14% |
| False: this is not an issue in this country |  | 25 | 7% |
| Don't know |  | 50 | 15% |
| Total | | 338 | 100% |








| 50. IDPs benefit from employment generation programmes, including vocational training and micro-credit schemes. | | Number of Responses | Response Ratio |
|---|---|---------------------|----------------|
| True |  | 18 | 5% |
| Partly true: improvements are needed |  | 125 | 37% |
| False: this is a major gap to be addressed |  | 102 | 30% |
| False: this is not an issue in this country |  | 19 | 6% |
| Don't know |  | 77 | 23% |
| Total | | 341 | 100% |
| 51. Programmes exist aiming at building the capacity of the judicial system to deal with specific IDP issues. | | Number of Responses | Response Ratio |
| True | | 15 | 4% |
| Partly true: improvements are needed |  | 73 | 22% |
| False: this is a major gap to be addressed |  | 100 | 30% |
| False: this is not an issue in this country |  | 35 | 10% |
| Don't know |  | 115 | 34% |
| Total | | 338 | 100% |
| 52. Long-term property rights of IDPs are actively promoted. | | Number of Responses | Response Ratio |
| True |  | 18 | 5% |
| Partly true: improvements are needed |  | 61 | 18% |
| False: this is a major gap to be addressed |  | 140 | 41% |
| False: this is not an issue in this country |  | 25 | 7% |
| Don't know |  | 97 | 28% |
| Total | | 341 | 100% |

| 53. The long-term implications of internal displacement are fully taken into account in programme delivery. Early planning for durable solutions is included and the link between national economic and political development is recognised. | | Number of Responses | Response Ratio |
|--|--|---------------------|----------------|
| True | | 24 | 7% |
| Partly true: improvements are needed | | 106 | 31% |
| False: this is a major gap to be addressed | | 140 | 41% |
| False: this is not an issue in this country | | 20 | 6% |
| Don't know | | 48 | 14% |
| Total | | 338 | 100% |
| 54. Internally displaced individuals, families and communities are recognised as full partners: their capacities are capitalised upon and their inputs are solicited when planning assistance. | | Number of Responses | Response Ratio |
| True | | 27 | 8% |
| Partly true: improvements are needed | | 133 | 39% |
| False: this is a major gap to be addressed | | 106 | 31% |
| False: this is not an issue in this country | | 22 | 6% |
| Don't know | | 51 | 15% |
| Total | | 339 | 100% |
| 55. Programmes exist that promote the agricultural development of IDPs. | | Number of Responses | Response Ratio |
| True | | 40 | 12% |
| Partly true: improvements are needed | | 144 | 43% |
| False: this is a major gap to be addressed | | 52 | 15% |
| False: this is not an issue in this country | | 23 | 7% |
| Don't know | | 78 | 23% |
| Total | | 337 | 100% |




| 56. Internally displaced communities benefit from mine action programmes. | | Number of Responses | Response Ratio |
|---|---|---------------------|----------------|
| True |  | 47 | 14% |
| Partly true: improvements are needed |  | 76 | 22% |
| False: there is a major gap to be addressed |  | 37 | 11% |
| False: this is not an issue in this country |  | 89 | 26% |
| Don't know |  | 91 | 27% |
| Total | | 340 | 100% |
| 57. Programs exist that address the environmental degradation in areas where internal displacement takes place. | | Number of Responses | Response Ratio |
| True |  | 16 | 5% |
| Partly true: improvements are needed |  | 71 | 21% |
| False: this is a major gap to be addressed |  | 101 | 30% |
| False: this is not an issue in this country |  | 42 | 12% |
| Don't know |  | 110 | 32% |
| Total | | 340 | 100% |
| 58. Adequate mechanisms exist for reporting and responding to sexual exploitation and abuse of IDPs. | | Number of Responses | Response Ratio |
| True |  | 14 | 5% |
| Partly true: improvements are needed |  | 72 | 24% |
| False: this is a major gap to be addressed |  | 106 | 35% |
| False: this is not an issue in this country |  | 26 | 9% |
| Don't know |  | 83 | 28% |
| Total | | 301 | 100% |





| 59. In situations where access to IDPs is denied, negotiations are carried out to secure greater access. | | Number of Responses | Response Ratio |
|--|---|---------------------|----------------|
| True |  | 40 | 14% |
| Partly true: improvements are needed |  | 83 | 28% |
| False: this is a major gap to be addressed |  | 38 | 13% |
| False: this is not an issue in this country |  | 83 | 28% |
| Don't know |  | 52 | 18% |
| Total | | 296 | 100% |

STEP 3 - YOUR ORGANISATION




| 60. Choose the sentence that best describes the reason why your organisation initiated IDP-related activities in this country: | | Number of Responses | Response Ratio |
|--|---|---------------------|----------------|
| We were requested to do so by the government. |  | 37 | 11% |
| We were requested to do so by the Resident/Humanitarian Coordinator. |  | 11 | 3% |
| We were requested to do so by a donor. |  | 5 | 1% |
| We were requested to do so by another agency, of which we are implementing partner. |  | 4 | 1% |
| We were mandated by a Security Council or other UN body resolution. |  | 18 | 5% |
| It was an autonomous decision, based on our mandate and our assessment of the needs. |  | 170 | 50% |
|  Other, Please Specify |  | 96 | 28% |
| Total | | 341 | 100% |




| 61. How was the IDP program of your organisation designed? | | Number of Responses | Response Ratio |
|---|---|---------------------|----------------|
| Our own needs assessment. |  | 134 | 40% |
| Needs assessment by an inter-agency mission or other inter-agency mechanism. |  | 95 | 28% |
|  Other, Please Specify |  | 109 | 32% |
| Total | | 338 | 100% |


| 62. Please choose the statement that best describes the attitude of your organisation towards IDPs: | | Number of Responses | Response Ratio |
|--|---|---------------------|----------------|
| We assist IDPs as they constitute a specific focus of our activities in this country. |  | 79 | 25% |
| We assist IDPs as part of a general vulnerable population. |  | 189 | 60% |
| We assist IDPs as they co-exist with refugees or returning refugees, who are the main focus of our activity. |  | 44 | 14% |
| We assist IDPs as they co-exist with ex-combatants, who are the main focus of our activity. | | 1 | 0% |
| Total | | 313 | 100% |

| 63. For how long has the majority of the internally displaced with whom your organisation is working been displaced? | | Number of Responses | Response Ratio |
|--|---|---------------------|----------------|
| Less than 6 months |  | 14 | 5% |
| Between 6 months and 2 years |  | 50 | 17% |
| More than 2 years |  | 173 | 57% |
| Recurring displacement |  | 65 | 22% |
| Total | | 302 | 100% |

STEP 4 - THE POLICY AND STRATEGIC ENVIRONMENT






| 64. Are your programs for IDPs included in a common inter-agency action plan or strategy? | | Number of Responses | Response Ratio |
|---|---|---------------------|----------------|
| Yes |  | 170 | 52% |
| No |  | 61 | 19% |
| Don't know | | 10 | 3% |
| There is no common action plan or strategy as such |  | 85 | 26% |
| Total | | 326 | 100% |

| 65. Does your organisation have an IDP policy, a strategy or another document which defines or guides its approach to IDPs? | | Number of Responses | Response Ratio |
|---|---|---------------------|----------------|
| Yes |  | 226 | 67% |
| No |  | 93 | 27% |
| Don't know |  | 20 | 6% |
| Total | | 339 | 100% |

| 66. Which one(s) of the following guidance and policy documents does your organisation use or refer to on a regular basis? | | Number of Responses | Response Ratio |
|--|---|---------------------|----------------|
| Guiding Principles on Internal Displacement |  | 174 | 56% |



| | | | |
|---|---|-----|-----|
| IASC Policy Paper on the Protection of Internally Displaced People |  | 86 | 28% |
| Handbook for Applying the Guiding Principles on Internal Displacement |  | 92 | 30% |
| Manual of Field Practices on Internal Displacement |  | 62 | 20% |
| None of the above |  | 110 | 35% |

67. You consider yourself familiar with the functions, role and activities of which of the following actors? **Number of Responses** **Response Ratio**




| | | | |
|---|---|-----|-----|
| Representative of the Secretary General on Internally Displaced Persons |  | 164 | 55% |
| Emergency Relief Coordinator |  | 157 | 53% |
| Inter-Agency Standing Committee working group |  | 146 | 49% |
| OCHA Internal Displacement Unit |  | 193 | 65% |
| Norwegian Refugee Council (NRC) Global IDP Project |  | 140 | 47% |

STEP 5 - COORDINATION MECHANISMS

68. Does your organisation regularly attend general meetings of the Country Team? **Number of Responses** **Response Ratio**





| | | | |
|------------------------------------|--|-----|------|
| Yes |  | 264 | 81% |
| No, we would attend if invited |  | 51 | 16% |
| No, we don't have time | | 3 | 1% |
| No, we have no interest | | 3 | 1% |
| No, meetings are too far to travel | | 6 | 2% |
| Total | | 327 | 100% |




69. In the country where you are working, who is responsible among international organizations for the coordination of protection and assistance for IDPs? **Number of Responses** **Response Ratio**







| | | | |
|---|---|-----|------|
| Don't know |  | 23 | 7% |
| Nobody |  | 20 | 6% |
| The Humanitarian Coordinator |  | 86 | 26% |
| The Resident Coordinator |  | 67 | 20% |
| VIEW A specific agency or focal point (indicate which) |  | 140 | 42% |
| Total | | 336 | 100% |





70. Within the national authorities, is there an entity (an official, a ministry, a governmental agency) that has responsibility over IDPs? **Number of Responses** **Response Ratio**

IDP matrix
ORGANISATIONS
9 September 2003

















| | | | |
|---|---|-----|------|
| No |  | 39 | 12% |
| Don't know |  | 39 | 12% |
|  Yes, Please Specify |  | 255 | 77% |
| Total | | 333 | 100% |

| 71. Is there a specific IDP coordination meeting to which most of the international organisations participate? | | Number of Responses | Response Ratio |
|--|---|---------------------|----------------|
| Yes, and we attend |  | 166 | 50% |
| Yes, but we don't attend | | 13 | 4% |
| No |  | 121 | 36% |
| Don't know |  | 35 | 10% |
| Total | | 335 | 100% |

| 72. Please choose the sentence that best describes the sort of agreement your organisation has with other international organisations concerning its role in the response to IDP's needs. | | Number of Responses | Response Ratio |
|---|---|---------------------|----------------|
| Our role has not been specifically agreed upon: it is based on the common understanding of the situation |  | 111 | 34% |
| Our role has been defined through verbal discussions or decisions taken at meetings |  | 59 | 18% |
| Our role is defined in an inter-agency strategy document (such as an IDP Strategy or a Common Humanitarian Action Plan) |  | 49 | 15% |
| Our role is defined in a formal written agreement (such as a Memorandum of Understanding) |  | 28 | 9% |
|  Other, Please Specify |  | 79 | 24% |
| Total | | 326 | 100% |

| 73. Is there an established mechanism through which humanitarian agencies can discuss IDP protection issues with the national authorities on a regular basis? | | Number of Responses | Response Ratio |
|---|---|---------------------|----------------|
| Yes, and we participate |  | 133 | 40% |
| Yes, but we don't participate |  | 29 | 9% |
| No |  | 124 | 37% |
| Don't know |  | 50 | 15% |
| Total | | 336 | 100% |

STEP 6 - INFORMATION SHARING

| 74. Does your organisation collect information on numbers and needs of IDPs? | | Number of Responses | Response Ratio |
|---|---|---------------------|----------------|
| No |  | 82 | 24% |
| Yes, on an "ad hoc" basis |  | 151 | 45% |
| Yes, regularly |  | 104 | 31% |
| Total | | 337 | 100% |
| 75. Which are your sources of information about numbers and needs of IDPs? | | Number of Responses | Response Ratio |
| The government |  | 165 | 65% |
| The United Nations |  | 164 | 65% |
| International humanitarian organisations |  | 182 | 72% |
| The IDPs themselves |  | 156 | 61% |
| The media |  | 53 | 21% |
| 76. How do you rate the information you collect? | | Number of Responses | Response Ratio |
| Highly dependable and accurate |  | 26 | 10% |
| Mostly dependable and accurate |  | 163 | 64% |
| Occasionally dependable and accurate |  | 61 | 24% |
| Mostly rumors and inaccurate | | 3 | 1% |
| Total | | 253 | 100% |
| 77. How do you disseminate information? | | Number of Responses | Response Ratio |
| By newsletter or information circular |  | 31 | 12% |
| By written communication to selected partners |  | 80 | 32% |
| Orally, e.g.: during meetings/briefings |  | 55 | 22% |
|  Other, Please Specify |  | 87 | 34% |
| Total | | 253 | 100% |

STEP 7 - YOUR BENEFICIARIES

As a last question, we would like to ask you how many IDPs are directly or indirectly receiving assistance/protection from your organisation. If possible, please provide a breakdown by **78.** age/gender.

[VIEW](#) 309 Responses

79. Please feel free to add any further comments.

[VIEW](#) 154 Responses