

# Understanding Adolescents and Youth & Key Principles of the IASC Youth Guidelines

## - Session 1 -

This presentation refers to Section A  
of the IASC Youth Guidelines



**Compact for  
Young People**  
in Humanitarian  
Action

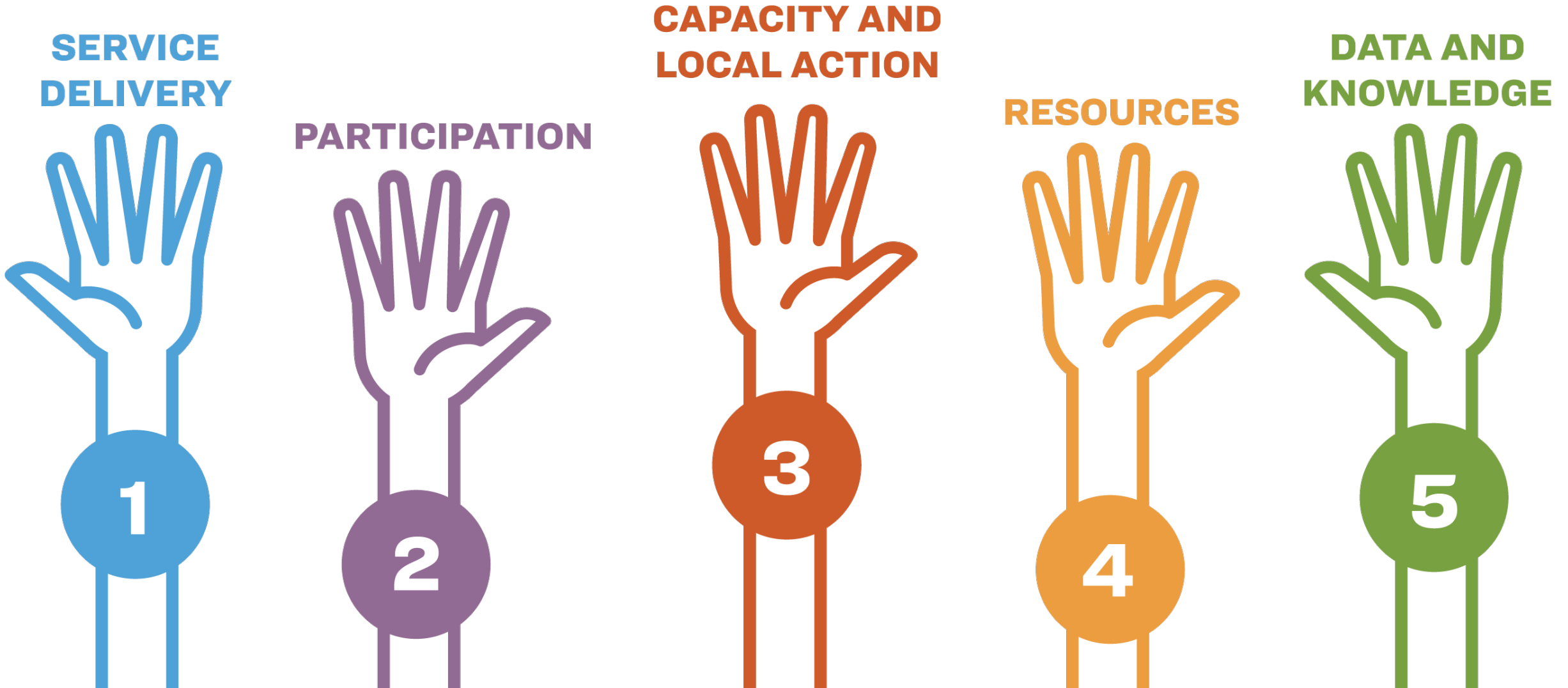


unicef   
for every child



NORWEGIAN  
REFUGEE COUNCIL

# The Compact for Young People in Humanitarian Action



# Why the guidelines?





**The Compact for Young People in Humanitarian Action**  
launched in 2016 to ensure young peoples' pr

# INTRODUCTION TO THE IASC YOUTH GUIDELINES

- **WHY** young people?
- **WHO** is the target audience of this guidance?
- **WHAT** is this document?
- **WHEN** should this guidance be used?
- **HOW** should organizations use this guidance?



# HOW DID THE VOICES OF YOUNG PEOPLE INFORM THESE GUIDELINES?

gender-balanced  
field consultations  
in 2018-2019 with



**500** in **20**

crisis-affected  
youth

countries

&

**300**

practitioners

working in  
humanitarian and  
adolescent/youth  
programmes





## ENERGISER


Sociograms

Move around  
the room and  
stand according  
to the groupings


A photograph of a group of young people, likely students, in school uniforms. In the foreground, a young woman is washing her hands with soap. Behind her, several other students are visible, some looking towards the camera and others looking away. The background is a yellow wall. A semi-transparent purple overlay covers the bottom half of the image, containing text and a diagram.

# WHAT IS YOUR YOUR EXPERIENCE WORKING WITH YOUNG PEOPLE?

0 years



∞ years

A woman with dark hair, wearing a red polo shirt, stands on a sandy beach. She is holding a light blue rectangular sign with the word 'URGENCY' written in black capital letters. The background features a clear blue sky with scattered white clouds and a line of palm trees in the distance. The lower half of the image is overlaid with a semi-transparent purple gradient.

URGENCY

WHERE DO YOU LIVE?



# ARE YOU A YOUNG PERSON?

I am!



care®

No, I'm not a young person

# WHICH TYPE OF ORGANIZATION DO YOU REPRESENT?



# ICEBREAKER: FIND SOMEONE IN THE ROOM WHO:

- ...travelled to attend this training (from where?)
- ...works directly with young people (in which role?)
- ...can name an example of a success story of an adolescent and youth programme (what was it?)
- ...has an interesting hobby or personal interest (what is it?)
- ...has attended a workshop about young people before (what was it?)



# TRAINING OBJECTIVES

1. Understand the IASC Youth Guidelines
2. Identify potential opportunities and challenges in a country context with regards to programming with and for adolescents and youth
3. Support the understanding of M&E tools when programming with and for adolescents and youth in humanitarian action
4. Develop concrete workplans to strengthen programming in specific contexts



# AGENDA – DAY ONE

Duration	Session	Activities – Day One
70 min	1	Welcome and Introduction
65 min	2	Understanding Adolescents and Youth & Key Principles of the IASC Youth Guidelines
15 min		Break
60 min	3	Meaningful Participation
60 min		Break
90 min	4	Cross-sectoral Engagement through the Humanitarian Programme Cycle
15 min		Break
60 min	5	Panel Discussion: Programming with / for Young People

# AGENDA – DAY TWO

Duration	Session	Activities – Day Two
10 min		Ice Breaker
75 min	6	Implementing adolescents and youth-responsive programming
15 min		Break
80 min	7	Group work - Action Planning
25 min		Evaluation and Closing
Duration	Session	Activities – Day Two
10 min		Ice Breaker
75 min	6	Implementing adolescents and youth-responsive programming

A background image of a classroom with students. A young woman with curly hair is in the foreground, smiling. A young man is sitting next to her, looking towards the right. Other students are visible in the background, some with their hands raised. The image has a purple overlay.

**LET'S AGREE ON SOME  
GROUND RULES  
FOR OUR TRAINING**

A photograph of a classroom with students seated at desks. A young woman with curly hair is in the foreground on the left, and a young man is on the right. Other students are visible in the background, including one with their hand raised. The image has a purple overlay.

**WHAT ARE YOUR  
EXPECTATIONS  
FOR THE TRAINING?**